

## Manual Balancing Valve

### PRODUCT DATA



### FEATURES

- Wide Size range (DN50...DN300)
- Operated by Hand Wheel
- Cast iron Body
- S.S Disc

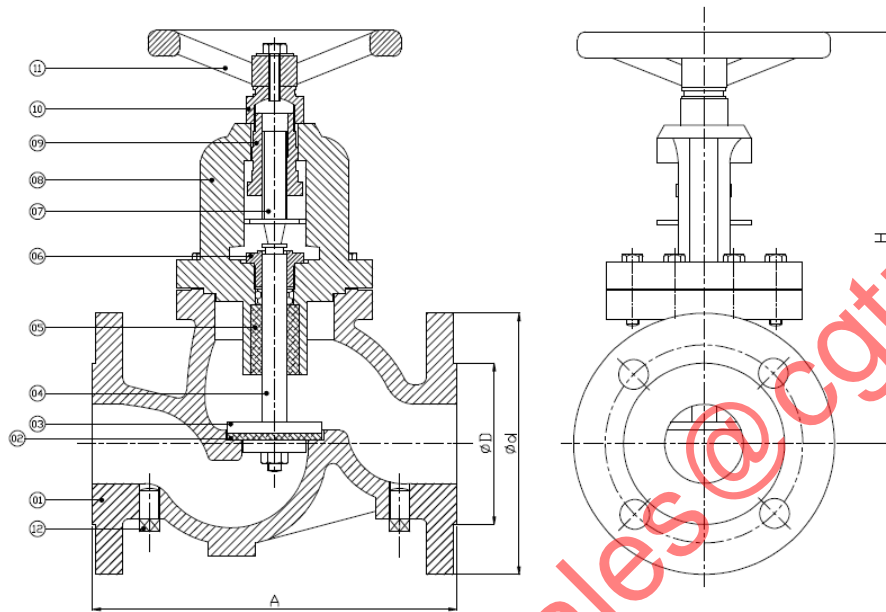
### SPECIFICATIONS

Sizes	DN50...DN300
Nominal pressure	PN16
Medium Temperature	-10°C ~ +110°C Maximum
Body Material	IS:210, FG 220 CI
Stem Material	ASTM A276, GR SS 410
Disc Material	Stainless steel Disc
Hand Wheel	Cast Iron
Leakage Rate	No visible leakage
Medium Type	Water
Flange standard	ISO7005-1 (GB/T 9113)
Shell Test pressure	24bar
Seal Test pressure	17bar

### GENERAL

The Balancing Valves is designed for double regulating, control and shut off valve with built-in pressure drop measuring facility.

**DIMENSIONS (mm)**



**Part Descriptions**

01	BODY	IS:210 Gr FG200
02	SEAL	EPDM / NITRILE
03	DISC	STAINLESS STEEL
04	STEM	ASTM A 276, GR SS410
05	BUSH	EPDM / NITRILE
06	GLAND NUT	MILD STEEL
07	SPINDLE	ASTM A 276, GR SS410
08	BONNET	IS:210 Gr FG200
09	BALANCING NUT	SS304
10	BONNET CAP	MILD STEEL
11	HAND WHEEL	IS:210 Gr FG200
12	PLUG	MILD STEEL
13	FASTNER	STAINLESS STEEL

**Outside Dimension (mm)**

<b>SIZE</b>	<b>50</b>	<b>65</b>	<b>80</b>	<b>100</b>	<b>125</b>	<b>150</b>	<b>200</b>	<b>250</b>	<b>300</b>
<b>A</b>	230	290	310	350	400	480	600	730	850
<b>H</b>	218	223	250	275	290	370	415	535	565
<b>ΦD</b>	50	65	80	100	125	150	200	250	300
<b>Φd</b>	165	185	200	220	250	285	340	405	460
<b>PCD</b>	125	145	160	180	210	240	295	355	410
<b>WHEEL Dia.</b>	170	170	170	170	170	170	170	170	170

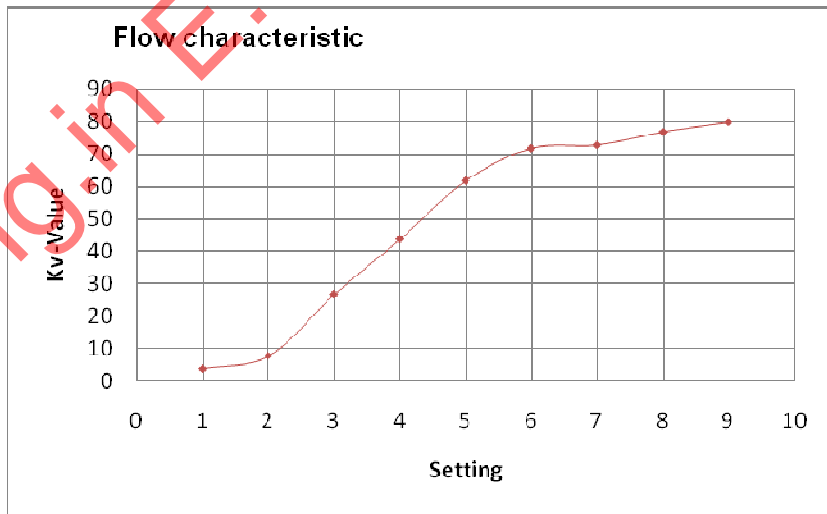
### Manual Balancing Valve DN50/PN16

Pre-Setting	Kvs-value
1	2
2	4
3	24
4	39
5	43
6	45
7	46
8	47



### Manual Balancing Valve DN65/PN16

Setting	Kv-value
1	4
2	8
3	27
4	44
5	62
6	72
7	73
8	77
9	80



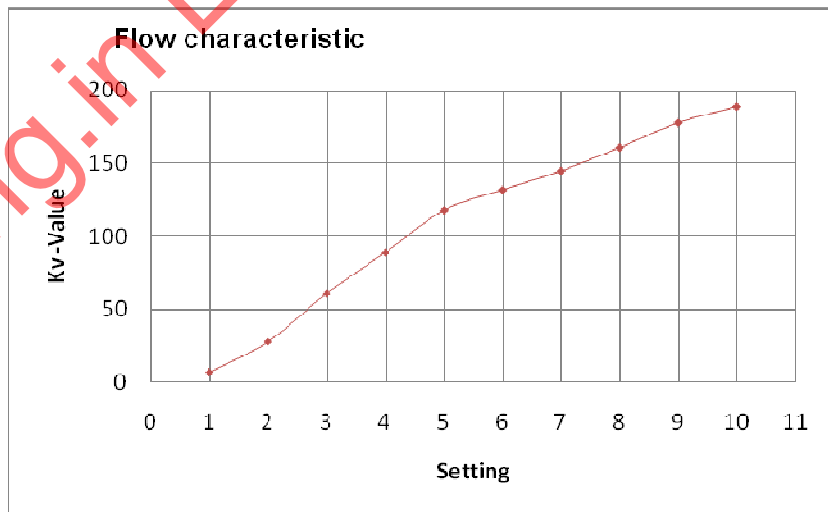
### Balancing Valve DN80/PN16

Setting	Kv-value
1	3
2	9
3	33
4	61
5	74
6	85
7	95
8	105
9	107



### Balancing Valve DN100/PN16

Setting	Kv-value (m <sup>3</sup> /h)
1	6
2	20
3	55
4	70
5	105
6	132
7	145
8	161
9	178
10	190



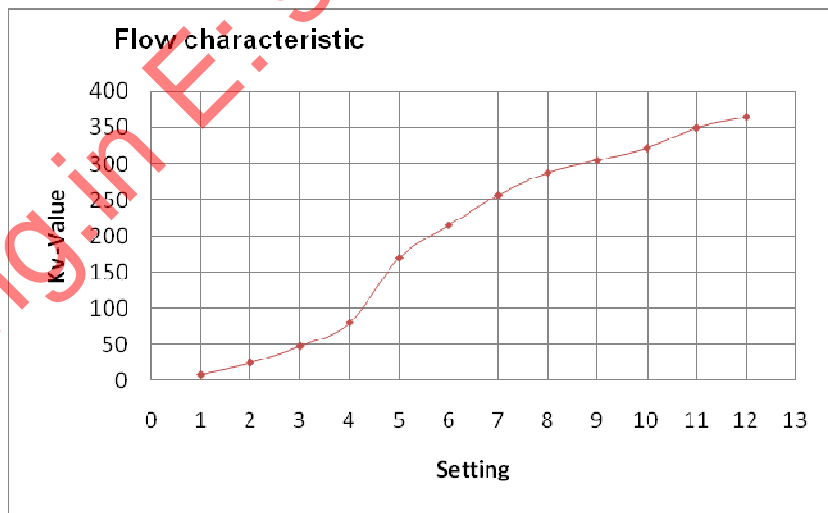
### Balancing Valve DN125/PN16

Setting	Kv-value (m <sup>3</sup> /h)
1	5
2	25
3	62
4	86
5	128
6	177
7	201
8	216
9	238
10	255
11	270
12	290



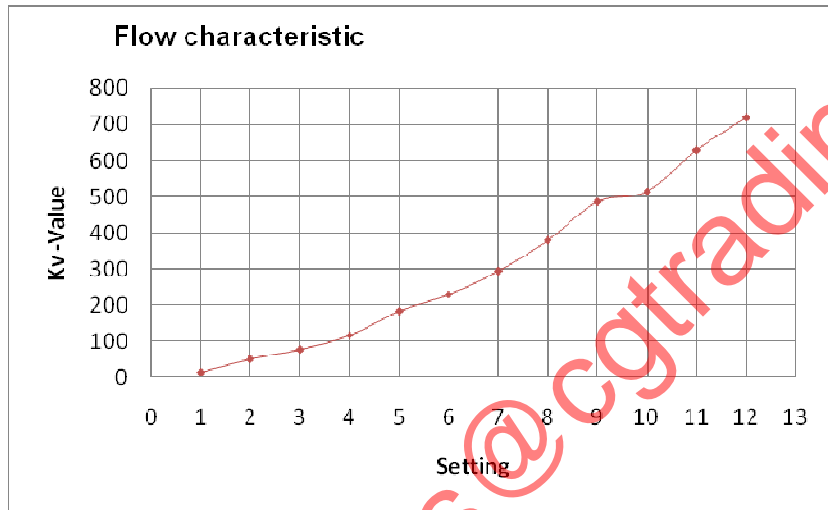
### Balancing Valve DN150/PN16

Setting	Kv-value (m <sup>3</sup> /h)
1	9
2	25
3	48
4	80
5	170
6	215
7	257
8	288
9	305
10	322
11	350
12	365



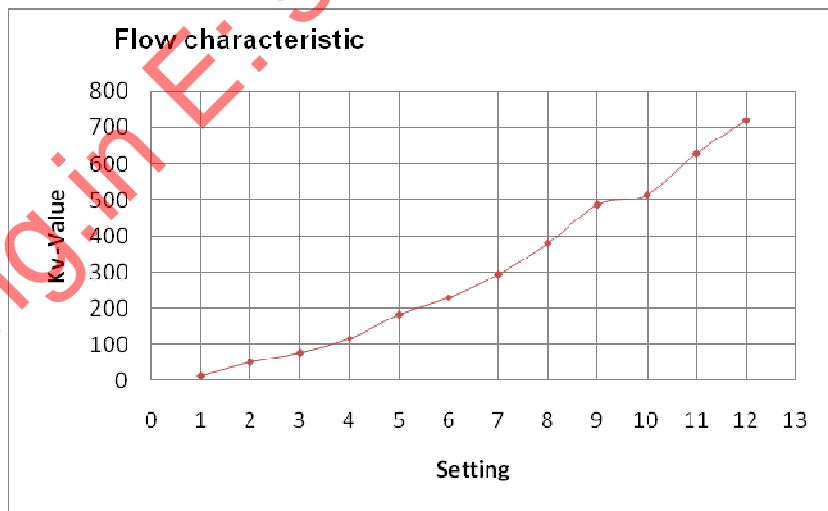
### Balancing Valve DN200/PN16

Setting	Kv-value (m <sup>3</sup> /h)
1	15
2	52
3	78
4	117
5	184
6	230
7	295
8	380
9	487
10	515
11	630
12	720



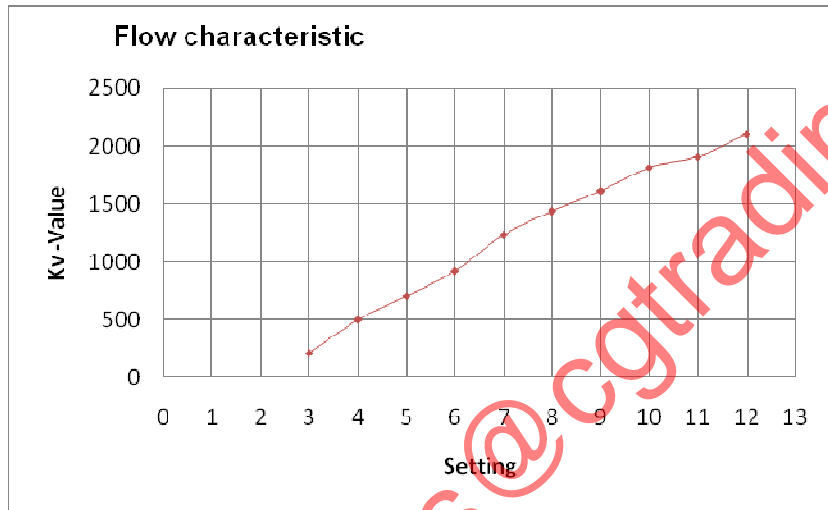
### Balancing Valve DN250/PN16

Setting	Kv-value (m <sup>3</sup> /h)
3	192
4	265
5	485
6	665
7	790
8	1110
9	1220
10	1400
11	1520
12	1750



**Balancing Valve DN300/PN16**

Setting	Kv-value (m <sup>3</sup> /h)
3	215
4	502
5	705
6	923
7	1232
8	1438
9	1612
10	1811
11	1905
12	2100



**Model Table**

Size	Model Number	Description
DN50	V4-BLV-GP16-G050	DN50 Balancing valve, Hand Wheel, CI valve body and S.S disc, PN16
DN65	V4-BLV-GP16-G065	DN65 Balancing valve, Hand Wheel, CI valve body and S.S disc, PN16
DN80	V4-BLV-GP16-G080	DN80 Balancing valve, Hand Wheel, CI valve body and S.S disc, PN16
DN100	V4-BLV-GP16-G100	DN100 Balancing valve, Hand Wheel, CI valve body and S.S disc, PN16
DN125	V4-BLV-GP16-G125	DN125 Balancing valve, Hand Wheel, CI valve body and S.S disc, PN16
DN150	V4-BLV-GP16-G150	DN150 Balancing valve, Hand Wheel, CI valve body and S.S disc, PN16
DN200	V4-BLV-GP16-G200	DN200 Balancing valve, Hand Wheel, CI valve body and S.S disc, PN16
DN250	V4-BLV-GP16-G250	DN250 Balancing valve, Hand Wheel, CI valve body and S.S disc, PN16
DN300	V4-BLV-GP16-G300	DN300 Balancing valve, Hand Wheel, CI valve body and S.S disc, PN16

**Honeywell**

Environmental and Combustion Controls  
 Honeywell Automation India Limited.  
 56 & 57, Hadapasar Industrial Estate,  
 Pune- 411013 - India

**Subject to change without notice, Printed in India.**